


SHEET METAL PRODUCTS

#100 Snaplock Pipe

| ITEM NO. | DESCRIPTION | QTY. |
|----------|-------------|-------|
| 10033 | 3" x 3' | 10 |
| 10035 | 3" x 5' | 10 |
| 10043 | 4" x 3' | 10 |
| 10045 | 4" x 5' | 10 |
| 10053 | 5" x 3' | 10 |
| 10055 | 5" x 5' | 10 |
| 10063 | 6" x 3' | 10 |
| 10065 | 6" x 5' | 10 |
| 10073 | 7" x 3' | 10 |
| 10075 | 7" x 5' | 10 |
| 10083 | 8" x 3' | 10 |
| 10085 | 8" x 5' | 10 |
| 10093 | 9" x 3' | 10 |
| 10095 | 9" x 5' | 10 |
| 100103 | 10" x 3' | 10 |
| 100105 | 10" x 5' | 10 |
| 100123 | 12" x 3' | 10 |
| 100125 | 12" x 5' | 10 |
| 100143 | 14" x 3' | 10 |
| 100145 | 14" x 5' | 10 |
| 100163 | 16" x 3' | 10 |
| 100183 | 18" x 3' | 10 |
| 100203 | 20" x 3' | 10 |
| P448 | 4" x 4' | 40ft. |



90° Adjustable Elbows

| ITEM NO. | DESCRIPTION | QTY. |
|----------|-------------|------|
| 125390 | 3", boxed | 24 |
| 125490 | 4", boxed | 24 |
| 125590 | 5", boxed | 24 |
| 125690 | 6", boxed | 24 |
| 125790 | 7", boxed | 12 |
| 125890 | 8", boxed | 12 |
| 125990 | 9", boxed | 12 |
| 1251090 | 10", boxed | 12 |
| 1251290 | 12", boxed | 12 |
| 1251490 | 14", donut | 4 |
| 1251690 | 16", donut | 4 |
| 1251890 | 18", donut | 4 |
| 1252090 | 20", donut | 4 |



SHEET METAL PRODUCTS

Stack and Register Boots

| ITEM NO. | DESCRIPTION | QTY. |
|------------|-----------------------------------------|------|
| 201F103146 | #201 Universal Stack, 10" x 3 1/4" x 6" | 12 |
| 201F103147 | #201 Universal Stack, 10" x 3 1/4" x 7" | 12 |
| 202RF845 | #202 Center-End Register, 8" x 4" x 5" | 12 |
| 202RF1066 | #202 Center-End Register, 10" x 6" x 6" | 12 |
| 202RF1267 | #202 Center-End Register, 12" x 6" x 7" | 12 |
| 202RF1468 | #202 Center-End Register, 14" x 6" x 8" | 12 |
| 202RF1489 | #202 Center-End Register, 14" x 8" x 9" | 12 |
| 203RF845 | #203 90° Angle Register, 8" x 4" x 5" | 12 |
| 203RF1066 | #203 90° Angle Register, 10" x 6" x 6" | 12 |
| 203RF1267 | #203 90° Angle Register, 12" x 6" x 7" | 12 |
| 203RF1289 | #203 90° Angle Register, 12" x 8" x 9" | 12 |
| 203RF1468 | #203 90° Angle Register, 14" x 6" x 8" | 8 |
| 203RF1489 | #203 90° Angle Register, 14" x 8" x 9" | 8 |



Dampers

| ITEM NO. | DESCRIPTION | QTY. |
|----------|------------------------------|------|
| 300D5 | #300D In-Line Damper, 5" | 24 |
| 300D6 | #300D In-Line Damper, 6" | 25 |
| 300D7 | #300D In-Line Damper, 7" | 28 |
| 300D8 | #300D In-Line Damper, 8" | 27 |
| 300D9 | #300D In-Line Damper, 9" | 25 |
| 300D10 | #300D In-Line Damper, 10" | 20 |
| 300D12 | #300D In-Line Damper, 12" | 10 |
| 300D14 | #300D In-Line Damper, 14" | 12 |
| 300Q4 | #300Q Damper w/Quadrant, 4" | 12 |
| 300Q5 | #300Q Damper w/Quadrant, 5" | 12 |
| 300Q6 | #300Q Damper w/Quadrant, 6" | 12 |
| 300Q7 | #300Q Damper w/Quadrant, 7" | 12 |
| 300Q8 | #300Q Damper w/Quadrant, 8" | 12 |
| 300Q9 | #300Q Damper w/Quadrant, 9" | 12 |
| 300Q10 | #300Q Damper w/Quadrant, 10" | 12 |
| 300Q12 | #300Q Damper w/Quadrant, 12" | 12 |
| 300Q14 | #300Q Damper w/Quadrant, 14" | 1 |
| 300Q16 | #300Q Damper w/Quadrant, 16" | 1 |



SHEET METAL PRODUCTS

Butterfly Dampers

| ITEM NO. | DESCRIPTION | QTY. |
|----------|----------------------|------|
| BFD6 | Butterfly Damper, 6" | 1 |
| BFD7 | Butterfly Damper, 7" | 1 |



#400 Reducer

| ITEM NO. | DESCRIPTION | QTY. |
|----------|------------------------------|------|
| 40075 | 3 Piece Old Style, 7" x 5" | 12 |
| 40084 | 3 Piece Old Style, 8" x 4" | 12 |
| 40085 | 3 Piece Old Style, 8" x 5" | 12 |
| 40096 | 3 Piece Old Style, 9" x 6" | 6 |
| 400106 | 3 Piece Old Style, 10" x 6" | 6 |
| 400108 | 3 Piece Old Style, 10" x 8" | 6 |
| 400109 | 3 Piece Old Style, 10" x 9" | 6 |
| 400128 | 3 Piece Old Style, 12" x 8" | 6 |
| 400129 | 3 Piece Old Style, 12" x 9" | 6 |
| 4001210 | 3 Piece Old Style, 12" x 10" | 6 |
| 4001410 | 3 Piece Old Style, 14" x 10" | 6 |
| 4001412 | 3 Piece Old Style, 14" x 12" | 6 |
| 4001612 | 3 Piece Old Style, 16" x 12" | 6 |
| 4001614 | 3 Piece Old Style, 16" x 14" | 6 |
| 4001814 | 3 Piece Old Style, 18" x 14" | 1 |
| 4001816 | 3 Piece Old Style, 18" x 16" | 1 |
| 4002016 | 3 Piece Old Style, 20" x 16" | 1 |
| 4002018 | 3 Piece Old Style, 20" x 18" | 1 |
| 40043 | DucTite Reducer, 4" x 3" | 12 |
| 40054 | DucTite Reducer, 5" x 4" | 12 |
| 40064 | DucTite Reducer, 6" x 4" | 12 |
| 40065 | DucTite Reducer, 6" x 5" | 12 |
| 40076 | DucTite Reducer, 7" x 6" | 12 |
| 40086 | DucTite Reducer, 8" x 6" | 12 |
| 40087 | DucTite Reducer, 8" x 7" | 12 |
| 40097 | DucTite Reducer, 9" x 7" | 6 |
| 40098 | DucTite Reducer, 9" x 8" | 6 |



Roof Caps

| ITEM NO. | DESCRIPTION |
|----------|-------------------------------------------------------------------|
| 634 | Low Profile Roof Vent with Sleeve, Damper and Screen, Black , 10" |
| 636 | Low Profile Roof Vent with Damper and Screen, Black, 4" |
| RAV8 | Low Profile Roof Vent, 8" |



SHEET METAL PRODUCTS

Starting Collars

| ITEM NO. | DESCRIPTION | QTY. |
|----------|-----------------------------------------------------------|------|
| 5004 | Starting Collar, 4" | 24 |
| 5005 | Starting Collar, 5" | 24 |
| 5006 | Starting Collar, 6" | 25 |
| 5007 | Starting Collar, 7" | 28 |
| 5008 | Starting Collar, 8" | 22 |
| 5009 | Starting Collar, 9" | 25 |
| 50010 | Starting Collar, 10" | 20 |
| 50012 | Starting Collar, 12" | 18 |
| 50014 | Starting Collar, 14" | 12 |
| 50016 | Starting Collar, 16" | 16 |
| 50018 | Starting Collar, 18" | 12 |
| 50020 | Starting Collar, 20" | 10 |
| 500D5 | Starting Collar w/ Damper, 5" | 24 |
| 500D6 | Starting Collar w/ Damper, 6" | 25 |
| 500D7 | Starting Collar w/ Damper, 7" | 28 |
| 500D8 | Starting Collar w/ Damper, 8" | 22 |
| 500D9 | Starting Collar w/ Damper, 9" | 25 |
| 500D10 | Starting Collar w/ Damper, 10" | 20 |
| 500D12 | Starting Collar w/ Damper, 12" | 15 |
| 500D14 | Starting Collar w/ Damper, 14" | 16 |
| 500D16 | Starting Collar w/ Damper, 16" | 12 |
| 500D18 | Starting Collar w/ Damper, 18" | 10 |
| 5074 | Starting Collar for 1" or 1-1/2" Duct Board, 4" | 50 |
| 5075 | Starting Collar for 1" or 1-1/2" Duct Board, 5" | 48 |
| 5076 | Starting Collar for 1" or 1-1/2" Duct Board, 6" | 48 |
| 5077 | Starting Collar for 1" or 1-1/2" Duct Board, 7" | 36 |
| 5078 | Starting Collar for 1" or 1-1/2" Duct Board, 8" | 32 |
| 5079 | Starting Collar for 1" or 1-1/2" Duct Board, 9" | 24 |
| 50710 | Starting Collar for 1" or 1-1/2" Duct Board, 10" | 20 |
| 50712 | Starting Collar for 1" or 1-1/2" Duct Board, 12" | 12 |
| 50714 | Starting Collar for 1" or 1-1/2" Duct Board, 14" | 12 |
| 50716 | Starting Collar for 1" or 1-1/2" Duct Board, 16" | 8 |
| 50718 | Starting Collar for 1" or 1-1/2" Duct Board, 18" | 7 |
| 50720 | Starting Collar for 1" or 1-1/2" Duct Board, 20" | 1 |
| 507D4 | Starting Collar w/ Damper for 1" or 1-1/2" Duct Board, 4" | 50 |
| 507D5 | Starting Collar w/ Damper for 1" or 1-1/2" Duct Board, 5" | 48 |
| 507D6 | Starting Collar w/ Damper for 1" or 1-1/2" Duct Board, 6" | 48 |
| 507D7 | Starting Collar w/ Damper for 1" or 1-1/2" Duct Board, 7" | 36 |
| 507D8 | Starting Collar w/ Damper for 1" or 1-1/2" Duct Board, 8" | 32 |
| 507D9 | Starting Collar w/ Damper for 1" or 1-1/2" Duct Board, 9" | 24 |



SHEET METAL PRODUCTS


Starting Collars

| ITEM NO. | DESCRIPTION | QTY. |
|----------|------------------------------------------------------------|------|
| 507D10 | Starting Collar w/ Damper for 1" or 1-1/2" Duct Board, 10" | 20 |
| 507D12 | Starting Collar w/ Damper for 1" or 1-1/2" Duct Board, 12" | 12 |
| 507D14 | Starting Collar w/ Damper for 1" or 1-1/2" Duct Board, 14" | 12 |
| 507D16 | Starting Collar w/ Damper for 1" or 1-1/2" Duct Board, 16" | 8 |
| 507D18 | Starting Collar w/ Damper for 1" or 1-1/2" Duct Board, 18" | 7 |
| 5084 | Starting Collar w/ Holes for 1" or 1-1/2" Duct Board, 4" | 1 |
| 5085 | Starting Collar w/ Holes for 1" or 1-1/2" Duct Board, 5" | 20 |
| 5086 | Starting Collar w/ Holes for 1" or 1-1/2" Duct Board, 6" | 20 |
| 5087 | Starting Collar w/ Holes for 1" or 1-1/2" Duct Board, 7" | 20 |
| 5088 | Starting Collar w/ Holes for 1" or 1-1/2" Duct Board, 8" | 20 |
| 5089 | Starting Collar w/ Holes for 1" or 1-1/2" Duct Board, 9" | 20 |
| 50810 | Starting Collar w/ Holes for 1" or 1-1/2" Duct Board, 10" | 20 |
| 50812 | Starting Collar w/ Holes for 1" or 1-1/2" Duct Board, 12" | 20 |
| 50814 | Starting Collar w/ Holes for 1" or 1-1/2" Duct Board, 14" | 20 |
| 50816 | Starting Collar w/ Holes for 1" or 1-1/2" Duct Board, 16" | 20 |
| 50818 | Starting Collar w/ Holes for 1" or 1-1/2" Duct Board, 18" | 20 |
| 50820 | Starting Collar w/ Holes for 1" or 1-1/2" Duct Board, 20" | 1 |



Insulated Register Boxes

| ITEM NO. | DESCRIPTION | QTY. |
|-----------|------------------------------------------------------------------------|------|
| 645R6845 | Adjustable 45° Collar w/ Snap-Rail Fringe, R6 Insulated, 8" x 4" x 5" | 20 |
| 645R61066 | Adjustable 45° Collar w/ Snap-Rail Fringe, R6 Insulated, 10" x 6" x 6" | 18 |
| 645R61267 | Adjustable 45° Collar w/ Snap-Rail Fringe, R6 Insulated, 12" x 6" x 7" | 15 |
| 645R61288 | Adjustable 45° Collar w/ Snap-Rail Fringe, R6 Insulated, 12" x 8" x 8" | 10 |
| 645R61468 | Adjustable 45° Collar w/ Snap-Rail Fringe, R6 Insulated, 14" x 6" x 8" | 15 |
| 645R61489 | Adjustable 45° Collar w/ Snap-Rail Fringe, R6 Insulated, 14" x 8" x 9" | 10 |



Round Ceiling Drops

| ITEM NO. | DESCRIPTION | QTY. |
|----------|-----------------------------------------|------|
| 6801010 | Round Ceiling Drop, 10" x 10" | 14 |
| 6801012 | Round Ceiling Drop, 10" x 12" | 6 |
| 680D66 | Round Ceiling Drop w/ Damper, 6" x 6" | 14 |
| 680D88 | Round Ceiling Drop w/ Damper, 8" x 8" | 12 |
| 680D1010 | Round Ceiling Drop w/ Damper, 10" x 10" | 16 |
| 680D1012 | Round Ceiling Drop w/ Damper, 10" x 12" | 8 |
| 680D1212 | Round Ceiling Drop w/ Damper, 12" x 12" | 8 |



SHEET METAL PRODUCTS

Register Boots

| ITEM NO. | DESCRIPTION | QTY. |
|-------------|-----------------------------------------------------|------|
| 601845 | Register Box w/ Snap-Rail Flange, 8" x 4" x 5" | 24 |
| 601886 | Register Box w/ Snap-Rail Flange, 8" x 8" x 6" | 24 |
| 601887 | Register Box w/ Snap-Rail Flange, 8" x 8" x 7" | 24 |
| 6011066 | Register Box w/ Snap-Rail Flange, 10" x 6" x 6" | 30 |
| 60110108 | Register Box w/ Snap-Rail Flange, 10" x 10" x 8" | 20 |
| 6011267 | Register Box w/ Snap-Rail Flange, 12" x 6" x 7" | 17 |
| 601121210 | Register Box w/ Snap-Rail Flange, 12" x 12" x 10" | 12 |
| 6011468 | Register Box w/ Snap-Rail Flange, 14" x 6" x 8" | 14 |
| 6011489 | Register Box w/ Snap-Rail Flange, 14" x 8" x 9" | 10 |
| 601141410 | Register Box w/ Snap-Rail Flange, 14" x 14" x 10" | 1 |
| 601141412 | Register Box w/ Snap-Rail Flange, 14" x 14" x 12" | 1 |
| 6011669 | Register Box w/ Snap-Rail Flange, 16" x 6" x 9" | 12 |
| 602844 | DucTite Register Box, uninsulated, 8" x 4" x 4" | 45 |
| 6021065 | DucTite Register Box, uninsulated, 10" x 6" x 5" | 25 |
| 6021086 | DucTite Register Box, uninsulated, 10" x 8" x 6" | 32 |
| 6021087 | DucTite Register Box, uninsulated, 10" x 8" x 7" | 32 |
| 6021088 | DucTite Register Box, uninsulated, 10" x 8" x 8" | 32 |
| 60210109 | DucTite Register Box, uninsulated, 10" x 10" x 9" | 24 |
| 602R6844 | DucTite Register Box, R6 Insulated, 8" x 4" x 4" | 40 |
| 602R6865 | DucTite Register Box, R6 Insulated, 8" x 6" x 5" | 30 |
| 602R61065 | DucTite Register Box, R6 Insulated, 10" x 6" x 5" | 25 |
| 602R61066 | DucTite Register Box, R6 Insulated, 10" x 6" x 6" | 25 |
| 602R61086 | DucTite Register Box, R6 Insulated, 10" x 8" x 6" | 32 |
| 602R61087 | DucTite Register Box, R6 Insulated, 10" x 8" x 7" | 32 |
| 602R61088 | DucTite Register Box, R6 Insulated, 10" x 8" x 8" | 32 |
| 602R610108 | DucTite Register Box, R6 Insulated, 10" x 10" x 8" | 24 |
| 602R610109 | DucTite Register Box, R6 Insulated, 10" x 10" x 9" | 24 |
| 602R8844 | DucTite Register Box, R8 Insulated, 8" x 4" x 4" | 40 |
| 602R81065 | DucTite Register Box, R8 Insulated, 10" x 6" x 5" | 27 |
| 602R81066 | DucTite Register Box, R8 Insulated, 10" x 6" x 6" | 27 |
| 602R81086 | DucTite Register Box, R8 Insulated, 10" x 8" x 6" | 24 |
| 602R81087 | DucTite Register Box, R8 Insulated, 10" x 8" x 7" | 24 |
| 602R81088 | DucTite Register Box, R8 Insulated, 10" x 8" x 8" | 24 |
| 602R810109 | DucTite Register Box, R8 Insulated, 10" x 10" x 9" | 16 |
| 602R812129 | DucTite Register Box, R8 Insulated, 12" x 12" x 9" | 12 |
| 602R8121210 | DucTite Register Box, R8 Insulated, 12" x 12" x 10" | 12 |



SHEET METAL PRODUCTS

| Wyes | | |
|-----------|-----------------|------|
| ITEM NO. | DESCRIPTION | QTY. |
| 800433 | 4" x 3" x 3" | 1 |
| 800444 | 4" x 4" x 4" | 1 |
| 800533 | 5" x 3" x 3" | 1 |
| 800644 | 6" x 4" x 4" | 1 |
| 800655 | 6" x 5" x 5" | 12 |
| 800755 | 7" x 5" x 5" | 8 |
| 800765 | 7" x 6" x 5" | 12 |
| 800766 | 7" x 6" x 6" | 1 |
| 800865 | 8" x 6" x 5" | 6 |
| 800866 | 8" x 6" x 6" | 16 |
| 800875 | 8" x 7" x 5" | 16 |
| 800876 | 8" x 7" x 6" | 8 |
| 800888 | 8" x 8" x 8" | 1 |
| 800975 | 9" x 7" x 5" | 5 |
| 800976 | 9" x 7" x 6" | 12 |
| 800977 | 9" x 7" x 7" | 12 |
| 800985 | 9" x 8" x 5" | 12 |
| 800986 | 9" x 8" x 6" | 12 |
| 800987 | 9" x 8" x 7" | 6 |
| 800988 | 9" x 8" x 8" | 1 |
| 8001085 | 10" x 8" x 5" | 1 |
| 8001086 | 10" x 8" x 6" | 8 |
| 8001087 | 10" x 8" x 7" | 6 |
| 8001088 | 10" x 8" x 8" | 9 |
| 8001095 | 10" x 9" x 5" | 6 |
| 8001096 | 10" x 9" x 6" | 9 |
| 8001097 | 10" x 9" x 7" | 9 |
| 8001098 | 10" x 9" x 8" | 8 |
| 8001288 | 12" x 8" x 8" | 6 |
| 8001297 | 12" x 9" x 7" | 1 |
| 8001298 | 12" x 9" x 8" | 6 |
| 8001299 | 12" x 9" x 9" | 6 |
| 80012107 | 12" x 10" x 7" | 6 |
| 80012108 | 12" x 10" x 8" | 6 |
| 80012109 | 12" x 10" x 9" | 6 |
| 800121010 | 12" x 10" x 10" | 4 |
| 800141010 | 14" x 10" x 10" | 4 |
| 80014128 | 14" x 12" x 8" | 4 |
| 80014129 | 14" x 12" x 9" | 4 |




SHEET METAL PRODUCTS

Wyes

| ITEM NO. | DESCRIPTION | QTY. |
|-----------|-----------------|------|
| 800141210 | 14" x 12" x 10" | 4 |
| 800141212 | 14" x 12" x 12" | 3 |
| 800161212 | 16" x 12" x 12" | 1 |
| 80016149 | 16" x 14" x 9" | 1 |
| 800161410 | 16" x 14" x 10" | 1 |
| 800161412 | 16" x 14" x 12" | 1 |
| 800161414 | 16" x 14" x 14" | 1 |
| 800181412 | 18" x 14" x 12" | 1 |
| 800181612 | 18" x 16" x 12" | 1 |

Escutcheons

| ITEM NO. | DESCRIPTION | QTY. |
|----------|-------------------------|------|
| AE4 | Aluminum Escutcheon, 4" | 1 |



Brick Sleeves

| ITEM NO. | DESCRIPTION |
|----------|------------------------|
| BS | Brick Sleeve, 4" x 11" |



Combustion Air Vents

| ITEM NO. | DESCRIPTION | QTY. |
|----------|--------------------------------|------|
| CAV1010 | Combustion Air Vent, 10" x 10" | 1 |
| CAV1020 | Combustion Air Vent, 10" x 20" | 1 |
| CAV1212 | Combustion Air Vent, 12" x 12" | 1 |
| UCAV | Combustion Air Vent, L-Shaped | 1 |

Flashing Conduits

| ITEM NO. | DESCRIPTION |
|----------|----------------------|
| CF3 | Flashing Conduit, 3" |
| CF4 | Flashing Conduit, 4" |
| CF5 | Flashing Conduit, 5" |

VC Flashings

| ITEM NO. | DESCRIPTION |
|----------|-------------------------------|
| VCF | 4" VC Flashing w/ Belmont Cap |
| VCFW | 4" VC Flashing w/ Wagon Cap |



DekTite Pipe Flashings


| ITEM NO. | DESCRIPTION |
|----------|-------------------------|
| DT4 | 3" - 6 1/4" Single Wall |



SHEET METAL PRODUCTS


Ductboard Angles

| ITEM NO. | DESCRIPTION |
|----------|---------------------------------|
| DBA | Ductboard Angle, 3" x 1" x 120" |



Dual Filter Boxes

| ITEM NO. | DESCRIPTION |
|-----------|---------------------------------------------------------|
| DFB1625 | Dual Filter Box, No Liner, 16" x 25" |
| DFB2020 | Dual Filter Box, No Liner, 20" x 20" |
| DFB2025 | Dual Filter Box, No Liner, 20" x 25" |
| DFB202548 | Dual Filter Box, No Liner, 20" x 25" x 48" |
| DFB2520 | Dual Filter Box, No Liner, 20" x 25" (door on 25" side) |
| DFBL1625 | Dual Filter Box, w/ 1 1/2" R6 Liner, 16" x 25" |
| DFBL2020 | Dual Filter Box, w/ 1 1/2" R6 Liner, 20" x 20" |
| DFBL2025 | Dual Filter Box, w/ 1 1/2" R6 Liner, 20" x 25" |



Drain Pans

| ITEM NO. | DESCRIPTION |
|----------|-----------------------------|
| DP1236 | Drain Pan w/ PVC, 12" x 36" |
| DP1430 | Drain Pan, 14" x 30" |
| DP1436 | Drain Pan w/ PVC, 14" x 36" |
| DP1442 | Drain Pan, 14" x 42" |
| DP1448 | Drain Pan w/ PVC, 14" x 48" |
| DP1643 | Drain Pan w/ PVC, 16" x 43" |
| DP2424 | Drain Pan w/ PVC, 24" x 24" |
| DP2436 | Drain Pan, 24" x 36" |
| DP2448 | Drain Pan w/ PVC, 24" x 48" |
| DP3030 | Drain Pan w/ PVC, 30" x 30" |
| DP3048 | Drain Pan w/ PVC, 30" x 48" |
| DP3060 | Drain Pan w/ PVC, 30" x 60" |
| DP3266 | Drain Pan, 32" x 66" |
| DP3636 | Drain Pan, 36" x 36" |
| DP3660 | Drain Pan w/ PVC, 36" x 60" |
| DP4030 | Drain Pan w/ PVC, 40" x 30" |
| DP6030 | Drain Pan w/ PVC, 60" x 30" |
| DP6036 | Drain Pan w/ PVC, 60" x 36" |
| DP6230 | Drain Pan w/ PVC, 62" x 30" |
| DP7230 | Drain Pan w/ PVC, 72" x 30" |



SHEET METAL PRODUCTS

Dryer Vents and Boxes


| ITEM NO. | DESCRIPTION | QTY. |
|----------|----------------------------------------|------|
| DV3 | Dryer Vent w/ Damper, 3" | 1 |
| DV5 | Dryer Vent, 5" | 1 |
| DV6 | Dryer Vent, 6" | 1 |
| DV7 | Dryer Vent, 7" | 1 |
| DVB350 | Dryer Vent Box, 21" x 12 1/2" x 4 3/8" | 6 |
| DVB425 | Dryer Vent Box, 21" x 12 1/2" x 5 1/8" | 5 |



Model 350

Drive Cleats - Flat

| ITEM NO. | DESCRIPTION |
|----------|-------------------------|
| FD24G | Flat Drive, 24 ga., 10' |




Flat Esses

| ITEM NO. | DESCRIPTION |
|----------|-------------------------|
| FS26G | Flat Esses, 26 ga., 10' |



Standing Esses

| ITEM NO. | DESCRIPTION |
|----------|------------------------------|
| SS118 | Standing Ess, 26 ga., 1 1/8" |



Flex Duct Saddle Supports

| ITEM NO. | DESCRIPTION |
|----------|--------------------------|
| FDS620 | Saddle Support, 6" x 20" |
| FDS630 | Saddle Support, 6" x 30" |

Furnace Stands

| ITEM NO. | DESCRIPTION |
|----------|-------------------------|
| FS306 | Furnace Stand, 30" x 6" |
| FS309 | Furnace Stand, 30" x 9" |

Jenn Air Telescoping Assembly

| ITEM NO. | DESCRIPTION |
|----------|----------------------------------------------------------|
| JEN | JENNAIRE ASSY.W/WS 10X3-1/4X36 |
| JENNS | Jenn Air Telescoping Assembly, 10" x 3 1/4" w/ 6" collar |



Hanger Straps

| ITEM NO. | DESCRIPTION | QTY. |
|----------|-----------------------------------------------|------|
| HS | Hanger Strap, 28 ga., perforated, 3/4" x 100' | 10 |
| HS112 | Hanger Strap, 26 ga., 1 1/2" x 100' | 6 |
| HS24 | Hanger Strap, 24 ga., 1" x 200' | 1 |



SHEET METAL PRODUCTS


Line Set Covers

| ITEM NO. | DESCRIPTION |
|----------|-------------------------------------------|
| LSC | Line Set Cover w/ Cap, 3" x 4" x 3" x 10' |
| LSC5 | Line Set Cover w/ Cap, 5" x 4" x 3" x 10' |



Notch Plates

| ITEM NO. | DESCRIPTION | QTY. |
|----------|---------------------------|------|
| NP312 | Notch Plate, 3" x 12" | 25 |
| NP36 | Notch Plate, 3" x 6" | 25 |
| NP38 | Notch Plate, 3" x 8" | 25 |
| NP51218 | Notch Plate, 5 1/2" x 18" | 25 |




Roof Louvers

| ITEM NO. | DESCRIPTION | QTY. |
|----------|---------------------------------------------|------|
| R50 | Roof Louver, Galvanized Steel, 9" | 12 |
| R50A | Roof Louver, Aluminum, 9" | 10 |
| R50X | Roof Louver, Galvanized Steel, 17" Base, 9" | 12 |



Snap-On Rails

| ITEM NO. | DESCRIPTION | QTY. |
|----------|--------------------|------|
| RA | Snap On Rails, 25' | 60 |




Return Air Grille Frames

| ITEM NO. | DESCRIPTION |
|----------|----------------------------------------------|
| RAF | Return Air Grille Frame, 1/2" x 1 1/2" x 10' |



Furnace Angles

| ITEM NO. | DESCRIPTION |
|----------|----------------------------|
| FA | Furnace Angle, 14 ga., 38" |




Rex Racks

| ITEM NO. | DESCRIPTION |
|----------|------------------------|
| RR20 | Rex Rack w/ 20" Access |
| RR25 | Rex Rack w/ 25" Access |


Slab Vents

| ITEM NO. | DESCRIPTION |
|----------|--------------------------------|
| SV | Slab Vent, 10" x 5" x 21" x 6" |



Steel Wall Vents

| ITEM NO. | DESCRIPTION |
|----------|---------------------|
| SWV4 | Steel Wall Vent, 4" |



SHEET METAL PRODUCTS

Telescoping Dryer Vents

| ITEM NO. | DESCRIPTION |
|----------|----------------------------------------------------|
| TDV | Telescoping Dryer Vent w/ Boot |
| 20562144 | #205 Telescoping Dryer Vent Boot, 6" x 2 1/4" x 4" |



Snap-Together Flex Duct Couplings

| ITEM NO. | DESCRIPTION | QTY. |
|----------|---------------|------|
| STFDC5 | Coupling, 5" | 20 |
| STFDC6 | Coupling, 6" | 20 |
| STFDC7 | Coupling, 7" | 20 |
| STFDC8 | Coupling, 8" | 20 |
| STFDC9 | Coupling, 9" | 20 |
| STFDC10 | Coupling, 10" | 20 |
| STFDC12 | Coupling, 12" | 20 |
| STFDC14 | Coupling, 14" | 20 |
| STFDC16 | Coupling, 16" | 20 |
| STFDC18 | Coupling, 18" | 20 |



Wall Stack Duct

| ITEM NO. | DESCRIPTION |
|-----------|-------------------------------------|
| WS1031436 | Wall Stack Duct, 10" x 3 1/4" x 36" |
| WS1031460 | Wall Stack Duct, 10" x 3 1/4" x 60" |

